




Features:

- ▶ Inbuilt CBCT
- ▶ Instantaneous operating time
- ▶ Fixed trip level



Advantages:

- ▶ DIN Rail mounted
- ▶ Protects human life
- ▶ Constant leakage current detection
- ▶ Fewer nuisance trips

Applications:

- ▶ Generator Control Panel
- ▶ Distribution Control Panel
- ▶ Protection Control Panel

Input Specification

Status	Normally de-energised
Reset	Manual

Output Specifications

Relay contacts	1 potential free contact (NO, C & NC)
Contact Rating	6A/230V AC/28V DC

Functional Specifications

Set Point	30 mA/100 mA/300 mA fixed (Factory set)
Power ON Delay	Instantaneous
Trip Time Delay	<100 mS
CBCT Sizes	Inbuilt 25 mm
Voltage Rating	240V AC
Voltage tolerance	-25% to +15%
Overload	x2 continuously, x10 for 3 sec as per BS6253

Supply Specifications

Supply Voltage	240V AC
Supply Frequency	50/60 Hz
Power Consumption	3VA max.

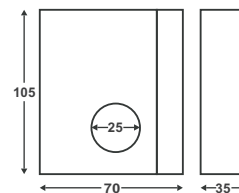
Environmental Specification

Operating Temperature	-10°C to 70°C
Storage Temperature	-20°C to 50°C
Humidity	< 95% RH

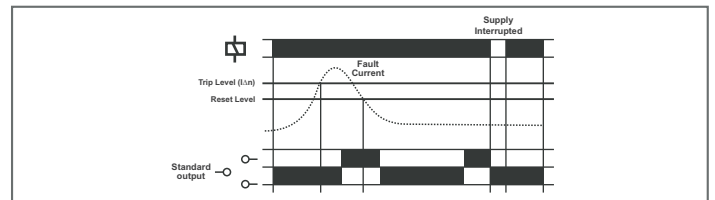
Mechanical Specification

Weight	170 g
Dimensions	35x105x70 mm (WxHxD)
Mounting	DIN Rail (35mm)/2 x m4 screws
Enclosure	ABS Thermoplastic

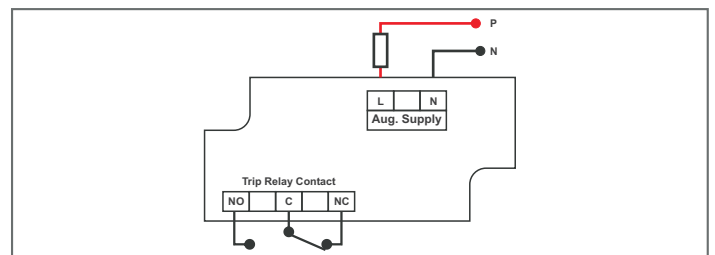
Dimension



Functional Diagram



Connection Diagram



Ordering Information

Ordering Code	Description
VIPS 98I-110-30 mA	Inbuilt ELR auxiliary supply 110 V, 30 mA current rating
VIPS 98I-110-100 mA	Inbuilt ELR auxiliary supply 110 V, 100 mA current rating
VIPS 98I-110- 300 mA	Inbuilt ELR auxiliary supply 110 V, 300 mA current rating
VIPS 98I-240-30 mA	Inbuilt ELR auxiliary supply 240 V, 30 mA current rating
VIPS 98I-240-100 mA	Inbuilt ELR auxiliary supply 240 V, 100 mA current rating
VIPS 98I-240- 300 mA	Inbuilt ELR auxiliary supply 240 V, 300 mA current rating